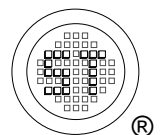


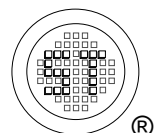
Package Outline Directory

NO.	Package	Rev.					Update Reason	Remarks
		01	02	03	04	05		
Glass Case Diode and bridge Package Outline								
1	DO-34							
2	DO-35							
3	DO-41							
4	LS-31							
5	LS-34							
6	LL-34							
7	LL-41							
8	DO-213AA							
9	DO-213AB							
10	LBF							
11	LDF							
12	ABF							
SOD / SOT Series Package Outline								
1	SOD-123							
2	SOD-123BL							
3	SOD-323/ SC-76							
4	SOD-123HF							
5	SOD-123FL							
6	SOD-323BL							
7	SOD-323HE							
8	SOD-523							
9	SOD-723							
10	SOT-89							
11	SOT-223							
12	SOT-223-2							
13	SOT-23/TO-236							
14	SOT-323							
15	SOT-523							
16	SOT-723							
17	SOT-26							
18	SOT-363							
19	SOT-353							
20	SOT-553							
21	SOT-563							
22	SMAF							
23	SMBF							

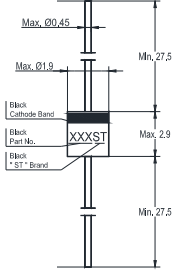
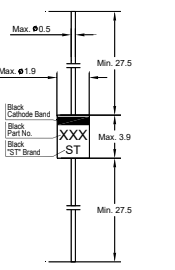
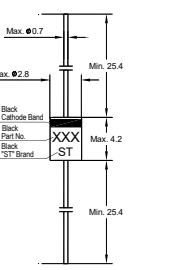
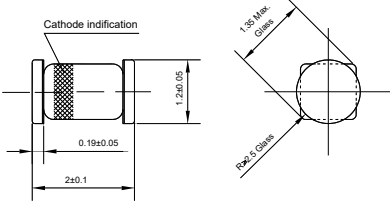
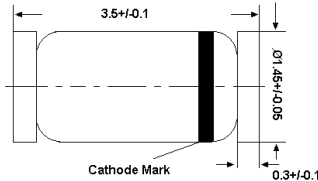
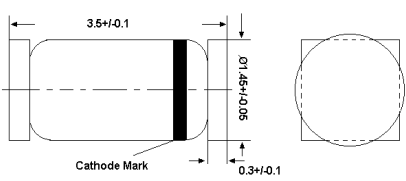
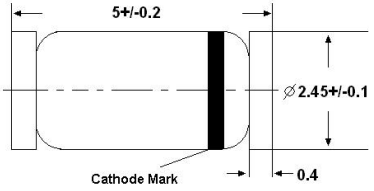
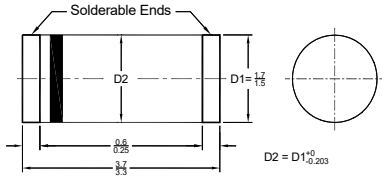
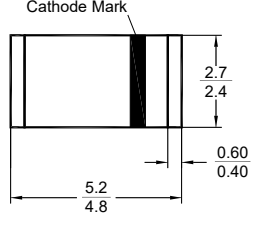
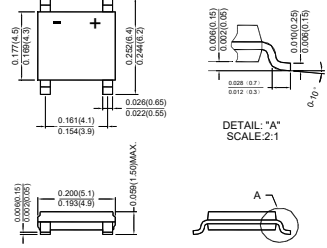
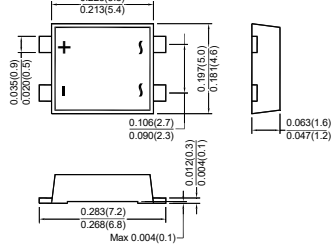
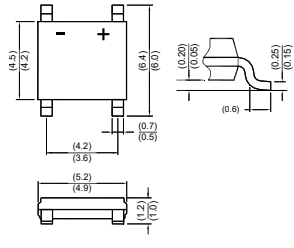


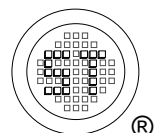
Package Outline Directory

NO.	Package	Rev.					Update Reason	Remarks
		01	02	03	04	05		
DFN Series Package Outline								
1	DFN0603							
2	DFN0603-2BE							
3	DFN0603-2BV							
4	DFN1006-2H							
5	DFN1006-3H							
6	DFN1006-2B							
7	DFN1006-3B							
8	DFN1006-2HF							
9	DFN1006-3HF							
10	DFN1006-2BF							
11	DFN1006-3BF							
12	DFN1308-5H							
13	DFN1308-5B							
14	DFN1308-4B							
15	DFN1608-2H							
16	DFN1608-3H							
17	DFN1608-2B							
18	DFN1608-3B							
19	DFN1608-2C							
20	DFN1608-2HX							
21	DFN1610-2H							
22	DFN1610-6H							
23	DFN1710-6							
24	DFN2010-8B							
25	DFN2010-8H							
26	DFN2010-10B							
27	DFN2020-3H							
28	DFN2020-3HM							
29	DFN2020-6H							
30	DFN2020-6HM							
31	DFN2020-6HA							
32	DFN2020-6HB							
33	DFN2020-6HMA							
34	DFN2020-6HMB							
35	DFN2510-10							
36	DFN2510-10HM							
37	DFN2510A-10							
38	DFN2510-12							
39	DFN3020-10							
40	DFN3525-12							
41	DFN3810-9							
42	DFN5515-14							
43	DFN5060(Single pad)							
44	DFN5060(Dual pad)							
45	DFN3030(Single pad)							
46	DFN3030(Dual pad)							

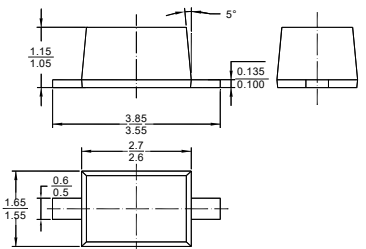
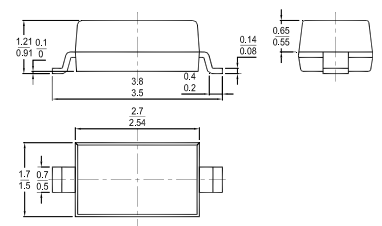
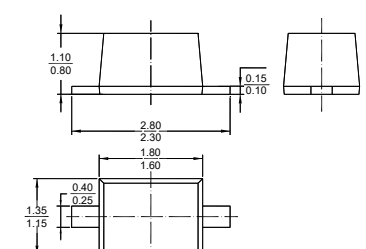
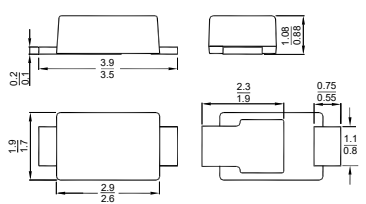
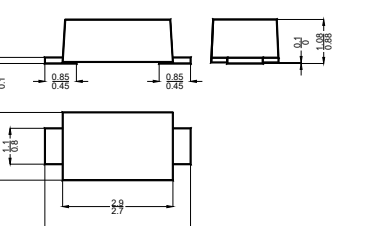
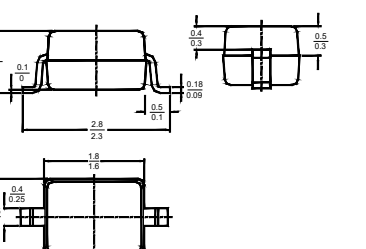
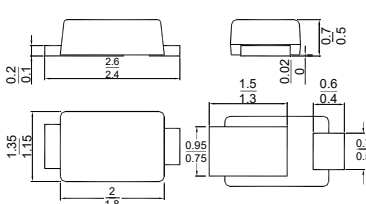
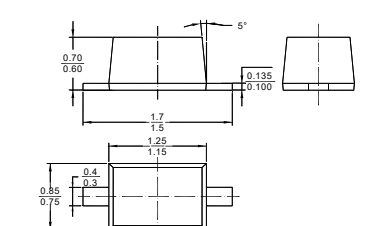
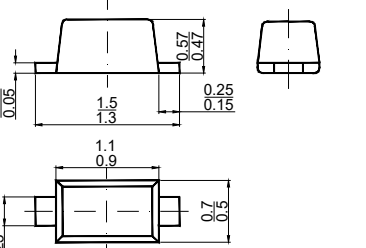
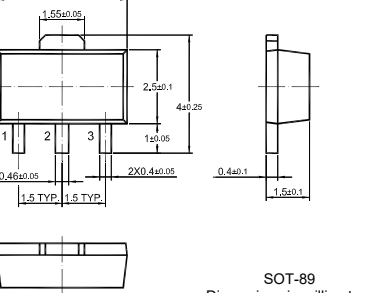
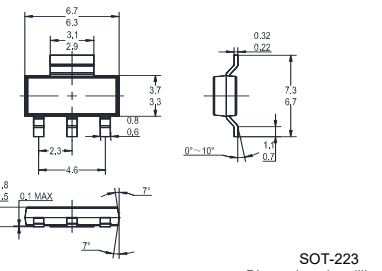
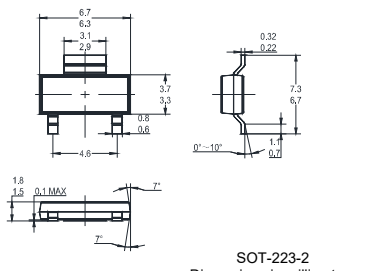
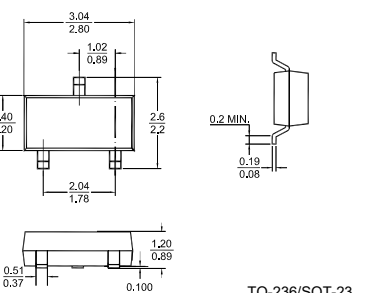
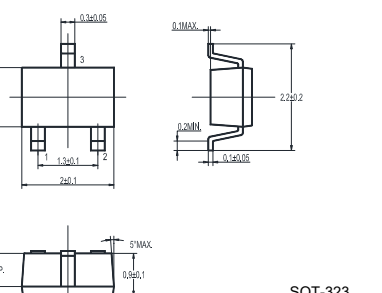
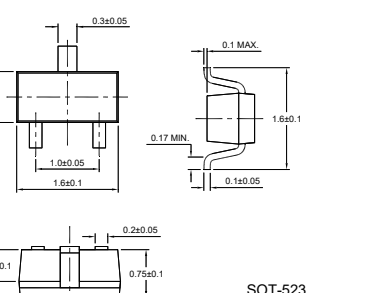


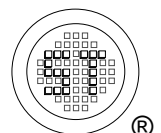
Glass Case Diode and bridge Package Outline

 <p>Max. $\emptyset 0.45$ Min. 27.5 Max. 01.9 Black Cathode Band Black Part No. XXXST Black "ST" Brand Max. 2.9 Min. 27.5</p> <p>Glass Case DO-34 Dimensions in mm</p>	 <p>Max. $\emptyset 0.5$ Min. 27.5 Max. $\emptyset 1.9$ Black Cathode Band Black Part No. XXXST Black "ST" Brand Max. 3.9 Min. 27.5</p> <p>Glass Case DO-35 Dimensions in mm</p>	 <p>Max. $\emptyset 0.7$ Min. 25.4 Max. $\emptyset 2.8$ Black Cathode Band Black Part No. XXXST Black "ST" Brand Max. 4.2 Min. 25.4</p> <p>Glass Case DO-41 Dimensions in mm</p>
 <p>Cathode indication 1.26 Max. Glass 0.19\pm0.05 2\pm0.1 1.26\pm0.05 R$\sqrt{3}$ Cathode</p> <p>Glass case MicroMELF (LS-31) Dimensions in mm</p>	 <p>3.5\pm0.1 90$^{\circ}$C\pm5$^{\circ}$1.0$^{\circ}$ Cathode Mark 0.3\pm0.1</p> <p>Glass case MiniMELF (LL-34) Dimensions in mm</p>	 <p>3.5\pm0.1 90$^{\circ}$C\pm5$^{\circ}$1.0$^{\circ}$ Cathode Mark 0.3\pm0.1</p> <p>Glass case QuadroMELF (LS-34) Dimensions in mm</p>
 <p>5\pm0.2 Cathode Mark $\varnothing 2.45\pm 0.1$ 0.4</p> <p>Glass case MELF (LL-41) Dimensions in mm</p>	 <p>Solderable Ends D2 D1 = $\frac{1}{16}$ 0.6 0.25 3$\frac{1}{4}$ D2 = D1$^{+0.203}_{-0.203}$</p> <p>Plastic case MiniMELF (DO-213AA) Dimensions in mm</p>	 <p>Cathode Mark 2.7 2.4 0.60 0.40 5.2 4.8</p> <p>Plastic case MELF (DO-213AB) Dimensions in mm</p>
 <p>0.177(4.5) 0.164(4.3) 0.232(5.9) 0.244(6.2) 0.026(0.65) 0.022(0.55) 0.161(4.1) 0.154(3.9) 0.008(0.15) 0.002(0.05) 0.010(0.25) 0.008(0.15) 0.028(0.7) 0.012(0.3) 0.07 0.07 SCALE: 2:1 DETAIL: "A"</p> <p>Plastic case LBF Dimensions in inches and millimeters</p>	 <p>0.228(5.8) 0.213(5.4) 0.035(0.9) 0.022(0.5) 0.106(2.7) 0.090(2.3) 0.197(5.0) 0.187(4.8) 0.063(1.6) 0.047(1.2) 0.012(0.3) 0.004(0.1) 0.283(7.2) 0.268(6.8) Max 0.004(0.1)</p> <p>Plastic case LDF Dimensions in inches and millimeters</p>	 <p>4.5 4.2 6.4 6.7 0.20 0.05 0.25 0.15 4.2 3.5 0.7 0.5 5.2 4.9 1.2 1.0</p> <p>Plastic case ABF Dimensions in inches and millimeters</p>

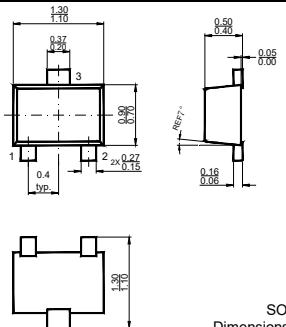
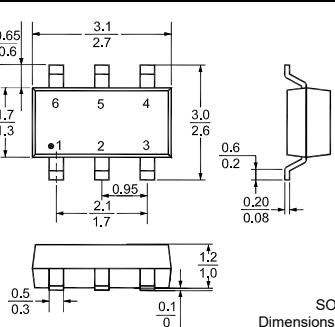
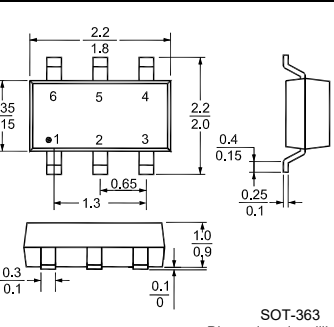
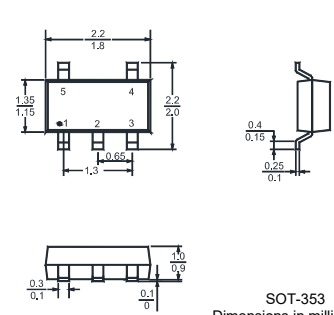
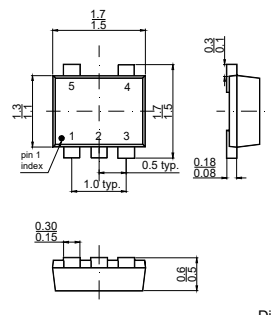
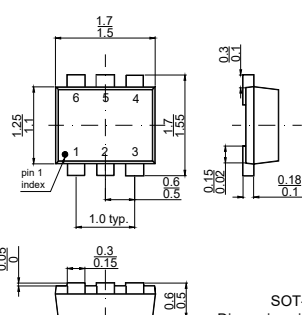
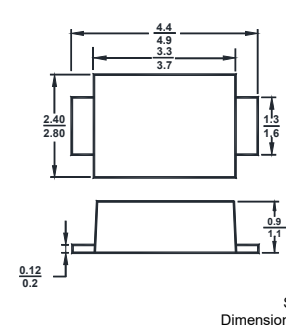
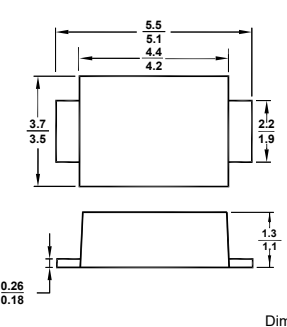


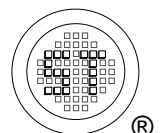
SOD / SOT Series Package Outline

 <p>SOD-123 Dimensions in millimeters</p>	 <p>SOD-123 (Bend Lead) Dimensions in millimeters</p>	 <p>SC-76/SOD-323 Dimensions in millimeters</p>
 <p>SOD-123HE Dimensions in millimeters</p>	 <p>SOD-123FL Dimensions in millimeters</p>	 <p>SOD-323 (Bend Lead) Dimensions in millimeters</p>
 <p>SOD-323HE Dimensions in millimeters</p>	 <p>SOD-523 Dimensions in millimeters</p>	 <p>SOD-723 Dimensions in millimeters</p>
 <p>SOT-89 Dimensions in millimeters</p>	 <p>SOT-223 Dimensions in millimeters</p>	 <p>SOT-223-2 Dimensions in millimeters</p>
 <p>TO-236/SOT-23 Dimensions in millimeters</p>	 <p>SOT-323 Dimensions in millimeters</p>	 <p>SOT-523 Dimensions in millimeters</p>

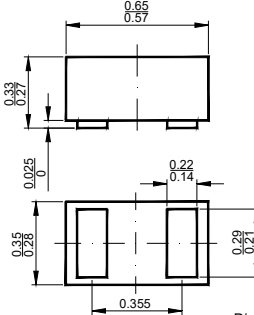
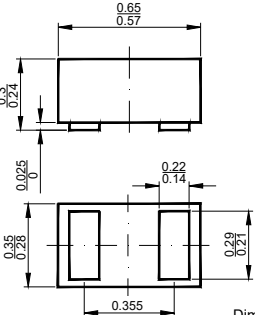
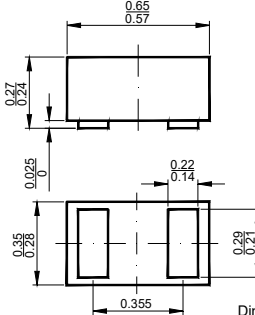
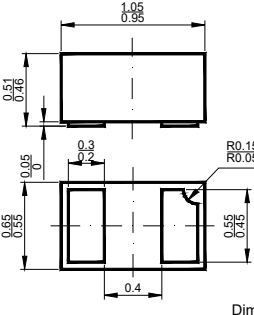
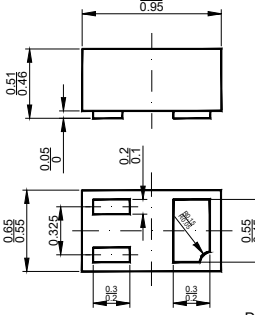
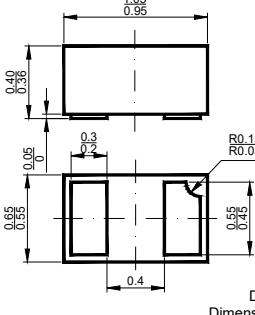
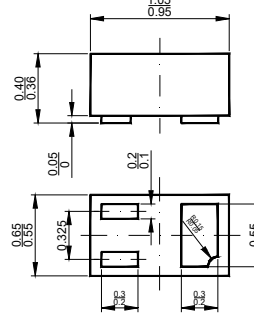
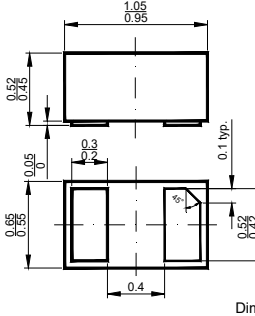
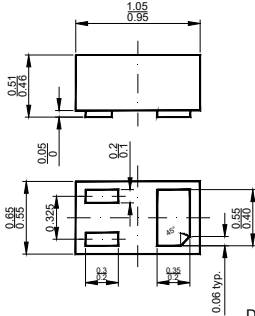
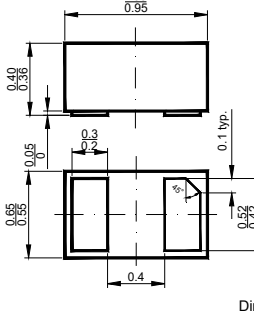
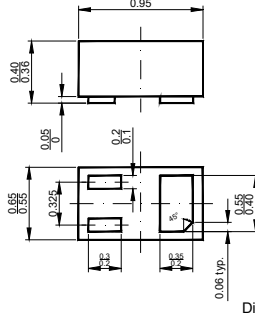
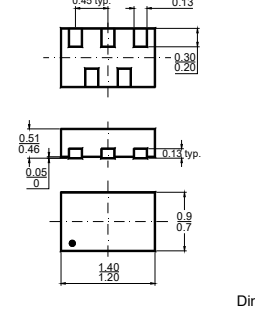
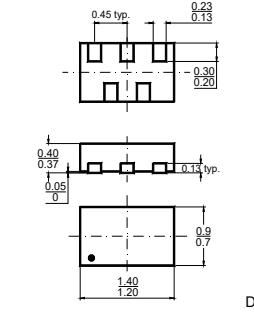
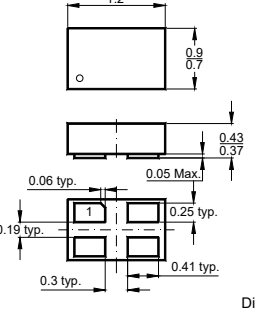
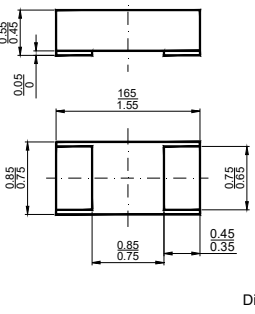


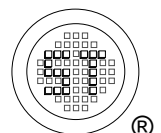
SOD / SOT Series Package Outline

 <p>SOT-723 Dimensions in millimeters</p>	 <p>SOT-26 Dimensions in millimeters</p>	 <p>SOT-363 Dimensions in millimeters</p>
 <p>SOT-353 Dimensions in millimeters</p>	 <p>SOT-553 Dimensions in millimeters</p>	 <p>SOT-563 Dimensions in millimeters</p>
 <p>SMAF Dimensions in millimeters</p>	 <p>SMBF Dimensions in millimeters</p>	

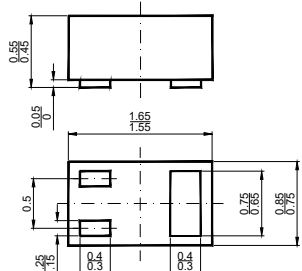
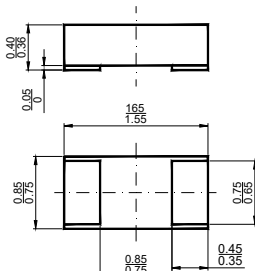
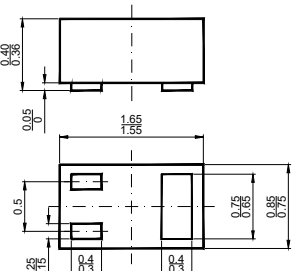
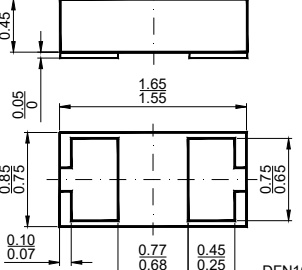
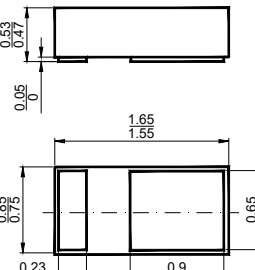
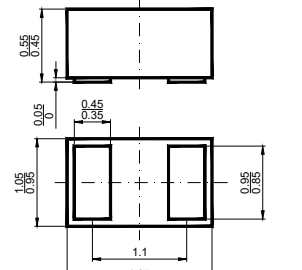
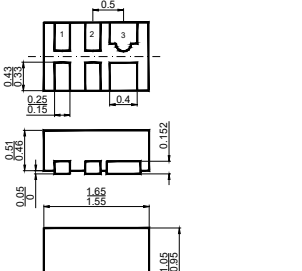
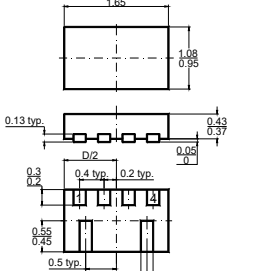
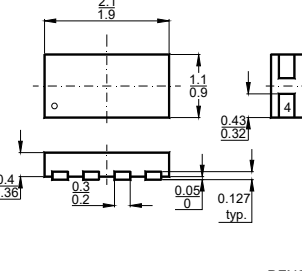
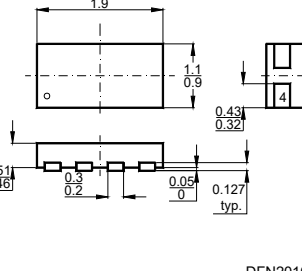
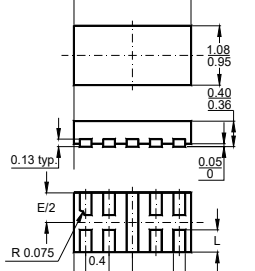
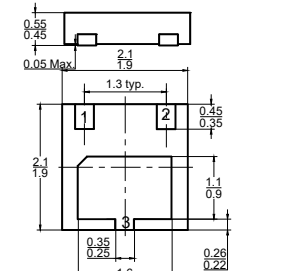
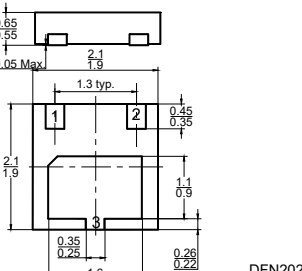
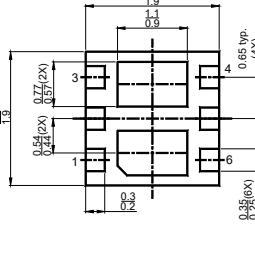
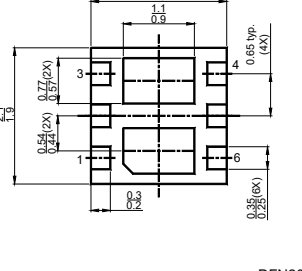


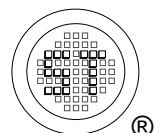
DFN Series Package Outline

 <p>DFN0603 Dimensions in millimeters</p>	 <p>DFN0603-2BE Dimensions in millimeters</p>	 <p>DFN0603-2BV Dimensions in millimeters</p>
 <p>DFN1006-2H Dimensions in millimeters</p>	 <p>DFN1006-3H Dimensions in millimeters</p>	 <p>DFN1006-2B Dimensions in millimeters</p>
 <p>DFN1006-3B Dimensions in millimeters</p>	 <p>DFN1006-2HF Dimensions in millimeters</p>	 <p>DFN1006-3HF Dimensions in millimeters</p>
 <p>DFN1006-2BF Dimensions in millimeters</p>	 <p>DFN1006-3BF Dimensions in millimeters</p>	 <p>DFN1308-5H Dimensions in millimeters</p>
 <p>DFN1308-5B Dimensions in millimeters</p>	 <p>DFN1308-4B Dimensions in millimeters</p>	 <p>DFN1608-2H Dimensions in millimeters</p>

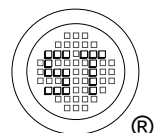
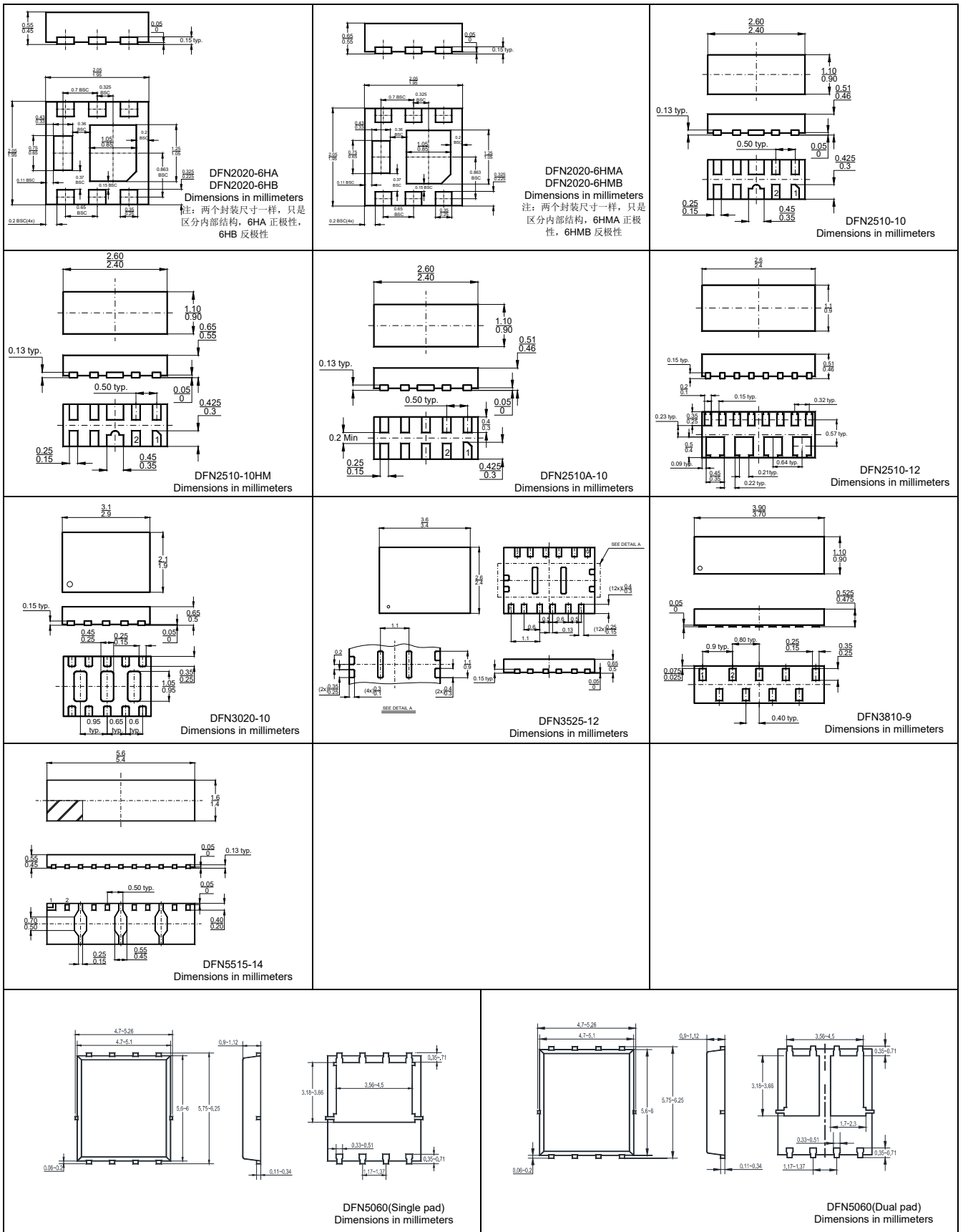


DFN Series Package Outline

 <p>DFN1608-3H Dimensions in millimeters</p>	 <p>DFN1608-2B Dimensions in millimeters</p>	 <p>DFN1608-3B Dimensions in millimeters</p>
 <p>DFN1608-2C Dimensions in millimeters</p>	 <p>DFN1608-2HX Dimensions in millimeters</p>	 <p>DFN1610-2H Dimensions in millimeters</p>
 <p>DFN1610-6H Dimensions in millimeters</p>	 <p>DFN1710-6 Dimensions in millimeters</p>	 <p>DFN2010-8B Dimensions in millimeters</p>
 <p>DFN2010-8H Dimensions in millimeters</p>	 <p>DFN2010-10B Dimensions in millimeters</p>	 <p>DFN2020-3H Dimensions in millimeters</p>
 <p>DFN2020-3HM Dimensions in millimeters</p>	 <p>DFN2020-6H Dimensions in millimeters</p>	 <p>DFN2020-6HM Dimensions in millimeters</p>

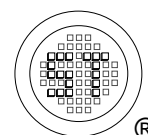


DFN Series Package Outline



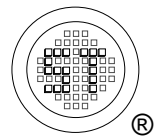
DFN Series Package Outline

<p style="text-align: center;">DFN3030(Single pad) Dimensions in millimeters</p>	<p style="text-align: center;">DFN3030(Dual pad) Dimensions in millimeters</p>

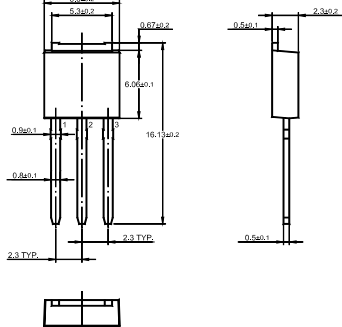
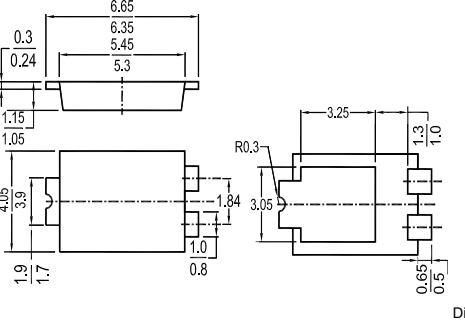
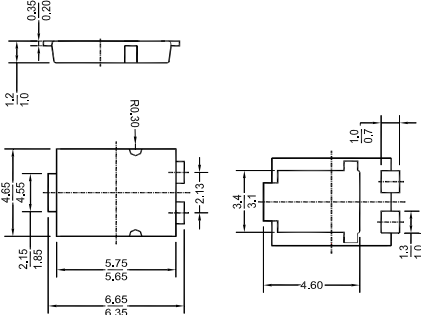


TO Series Package Outline

<p style="text-align: center;">TO-252 Dimensions in millimeters</p>	<p style="text-align: center;">TO-263 Dimensions in millimeters</p>
<p style="text-align: center;">TO-220F Dimensions in millimeters</p>	<p style="text-align: center;">TO-220FB Dimensions in millimeters</p>
<p style="text-align: center;">TO-247 Dimensions in millimeters</p>	<p style="text-align: center;">TO-92 Dimensions in millimeters</p>
<p style="text-align: center;">TO-220 Dimensions in millimeters</p>	<p style="text-align: center;">TO-92(Ammo) Dimensions in millimeters</p>
<p style="text-align: center;">TO-220AC Dimensions in millimeters</p>	<p style="text-align: center;">SECTION A-B</p> <p style="text-align: center;">TO-92(Ammo) Dimensions in millimeters</p>



TO Series Package Outline

 <p>TO-251 Dimensions in millimeters</p>	 <p>TO-277/CFP15 Dimensions in millimeters</p>
 <p>TO-277A/CFP15A Dimensions in millimeters</p>	

